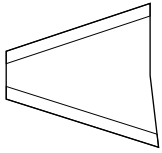
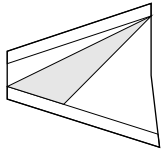



ShadowLord™ Masking Template



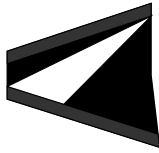
Paint the model white



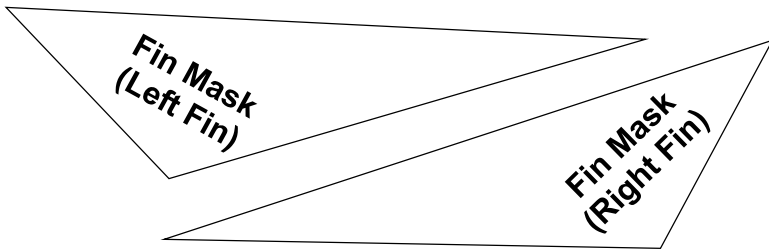
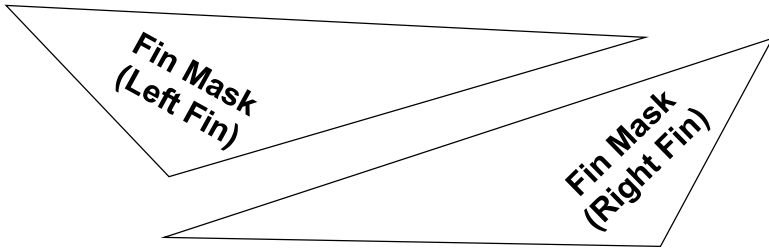
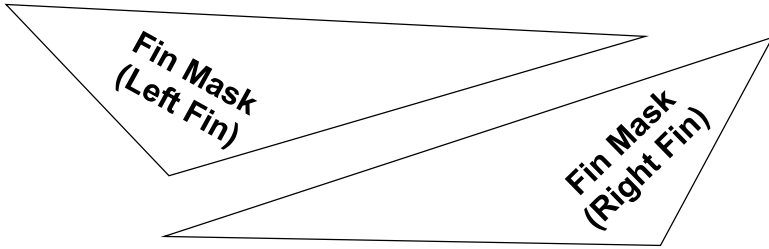
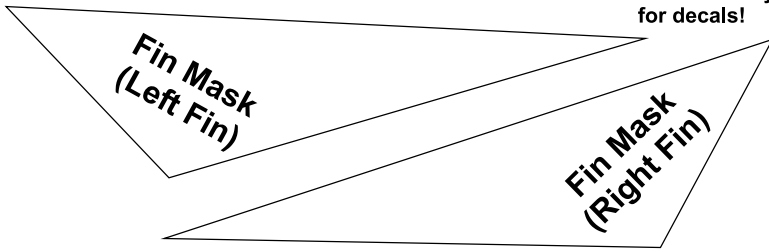
Apply Fin Mask to both sides of each fin



Paint fin Black



Remove Fin Mask
Fin is now ready for decals!



Main Body Mask → (4 needed)

Paint overall model Gloss White. When dry apply this mask with the bottom of mask flush with bottom of Body Tube and parallel to the fins. **NOTE** There should be a 1/8" gap between the 4 masks.

