
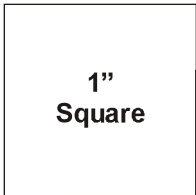





Downloadable Skins for the FlisKits Frick-n-Frack kit!

Download and print 2 sheets (you will have one set of spare skin panels). Print onto full sheet label paper and carefully cut out along the edge of the pattern and apply to the panels of your Frick-n-Frack kit. **IMPORTANT:** Be sure to disable the "Scale to fit" feature of your printer before you print this out. Note the 1" square provided to help verify a proper size printout.



DLS-MS003-A05

